

# NEVADA

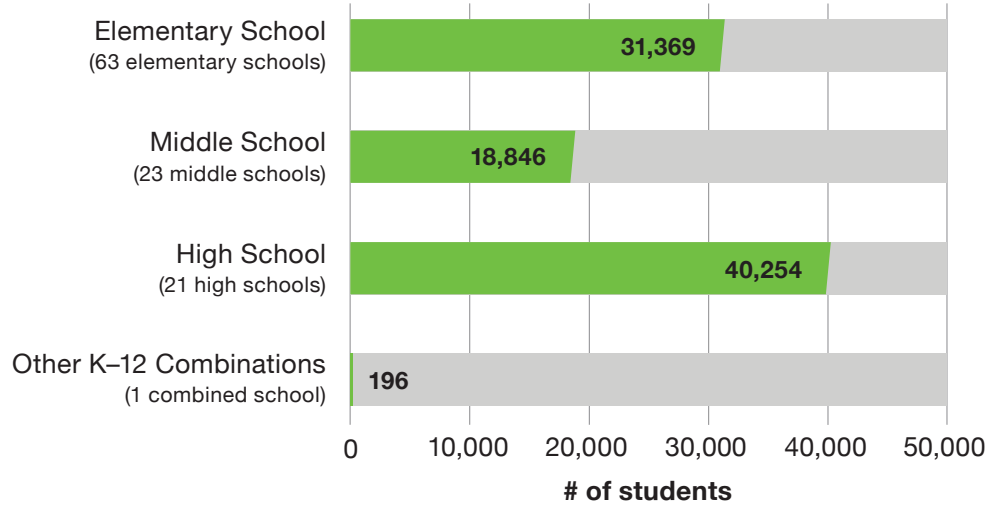


## Our Reach

Students served by one CIS organization in this state.



### Students Served by School Type



An additional 145 students were served at one community-based site.

## Our Students

**90,810**

total students served

**84,857**

students receiving whole-school supports\*

**5,953**

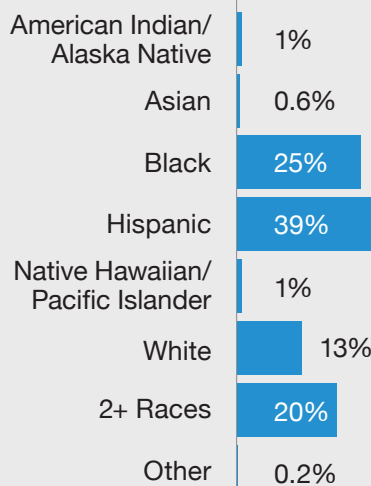
case-managed students

**89%**

of case-managed students qualified for free or reduced-price lunch (FRPL)

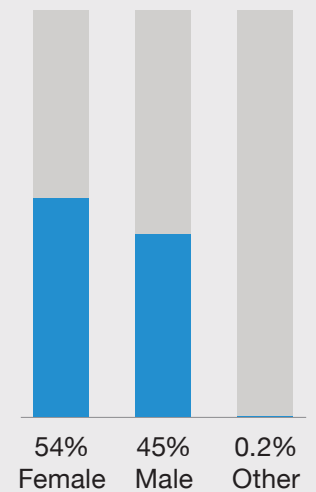
\*Students receiving whole-school supports are a subset of the total students served.

### Race



Values may not total to 100% due to rounding.

### Gender



Values may not total to 100% due to rounding.

## Our Results

Case-managed student outcomes



**61%**  
improved attendance



**71%**  
improved behavior



**70%**  
improved academics



**99%**  
were promoted (K-11)



**95%**  
graduated or received GED (grade 12)



**99%**  
stayed in school