



COMMUNITIES IN SCHOOLS NATIONAL REPORT
COMMUNITY MATTERS
Focus on Chronic Absenteeism

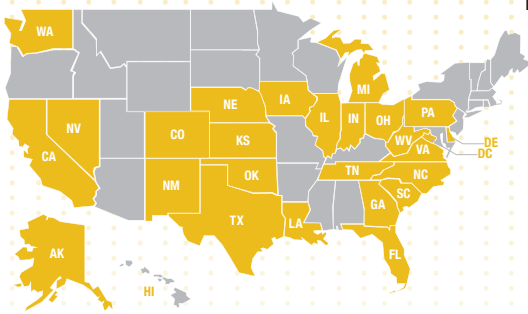
STATE PROFILES



NATIONAL NETWORK

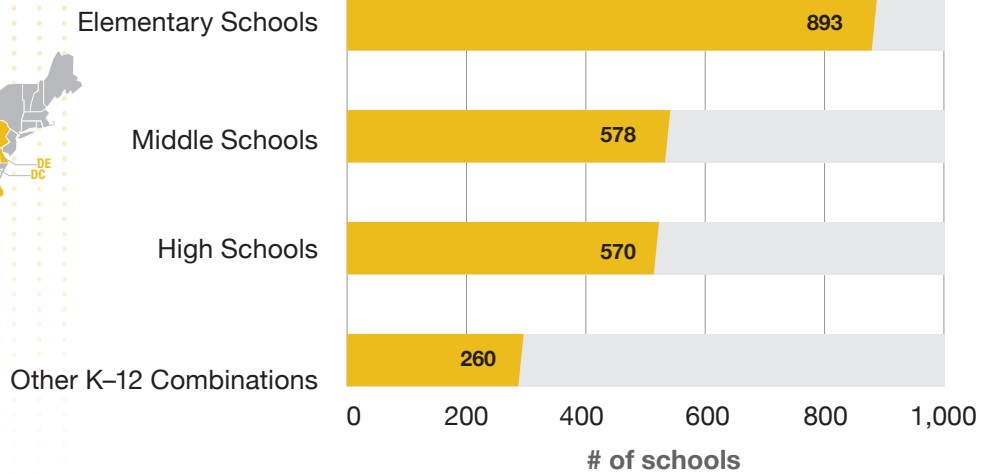
SY 2016 – 2017

Our Reach:



137 affiliate organizations (including state offices and licensed partners) operated in 25 states and the District of Columbia.

Schools Served by Type



Our Students:

1.56M

total students served

1.4M

students receiving whole-school supports

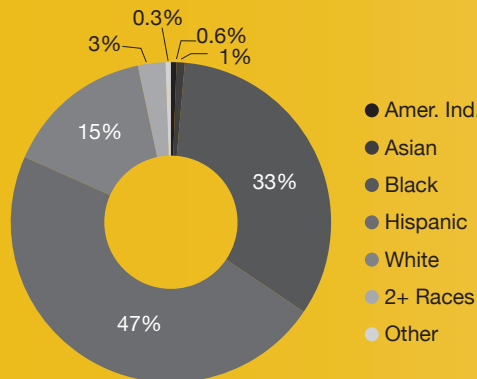
153,000

case-managed students


92%

of case-managed students qualified for free or reduced-price lunch (FRPL)

Race



Gender



Our Results:*

*case-managed student outcomes



78%
improved attendance



88%
improved academics



94%
were promoted (K-11)



93%
graduated or received GED (grade 12)

ALASKA

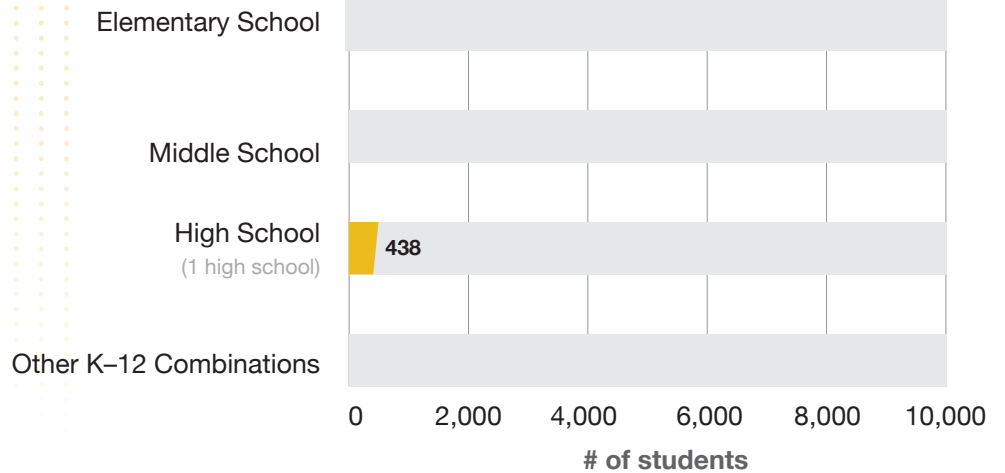
SY 2016 – 2017

Our Reach:



★ Affiliate Office

Students Served by School Type



Our Students:

438

total students served

400

students receiving whole-school supports

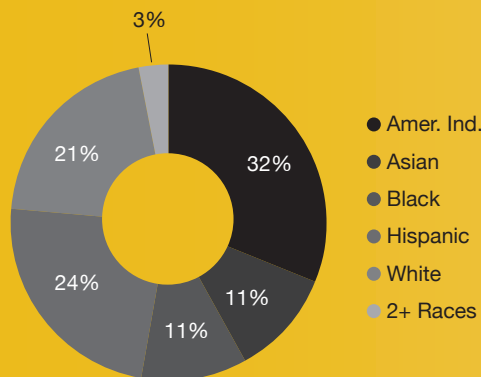
38

case-managed students


100%

of case-managed students qualified for free or reduced-price lunch (FRPL)

Race



Gender



Our Results:*

*case-managed student outcomes



87%
improved academics



100%
were promoted (K-11)



100%
graduated or received GED (grade 12)

CALIFORNIA

SY 2016 – 2017

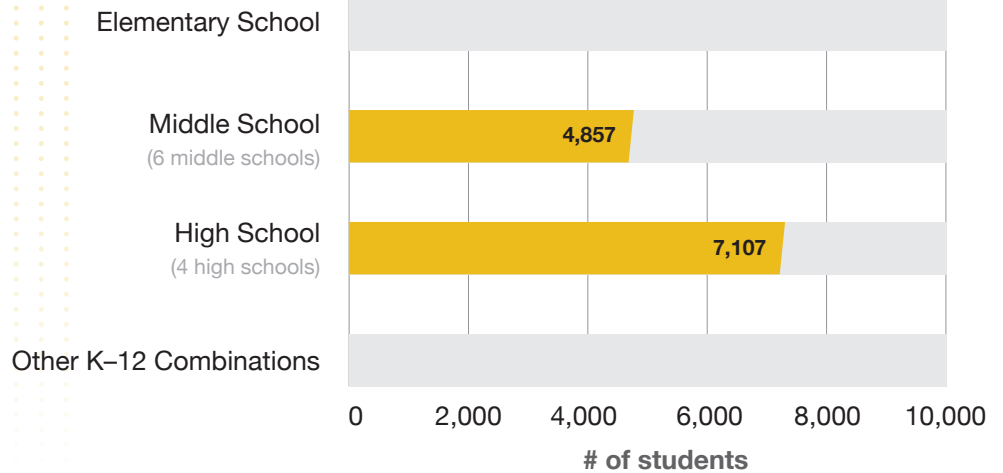
Our Reach:



★ Affiliate Office

Other than the number of students served, data were received for only one affiliate.

Students Served by School Type



Our Students:

11,979

total students served

11,051

students receiving whole-school supports

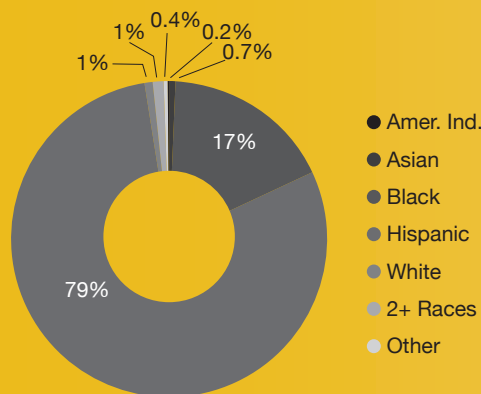
928

case-managed students


100%

of case-managed students qualified for free or reduced-price lunch (FRPL)

Race



Gender



Our Results:*

*case-managed student outcomes



48%
improved attendance



60%
improved academics



97%
were promoted (K-11)



100%
graduated or received GED (grade 12)

COLORADO

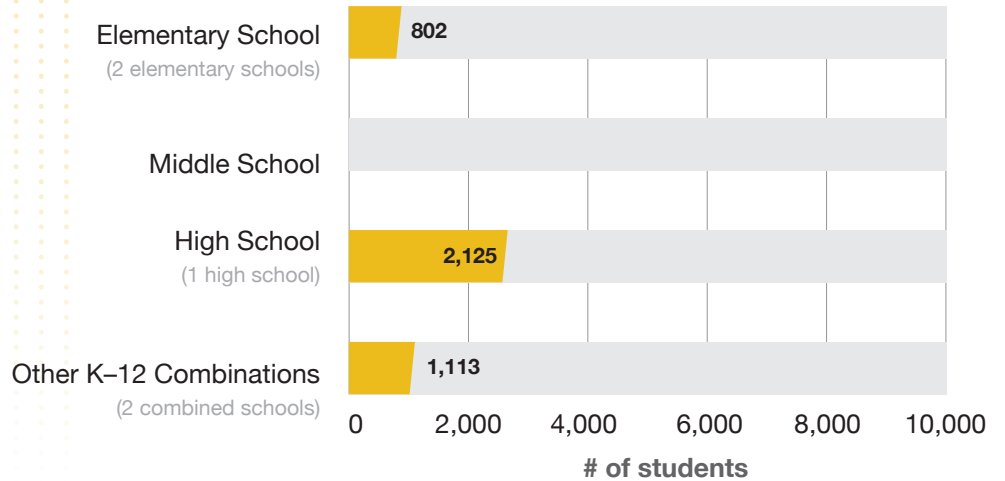
SY 2016 – 2017

Our Reach:



★ Licensee

Students Served by School Type



4,040

total students served

3,762

students receiving whole-school supports

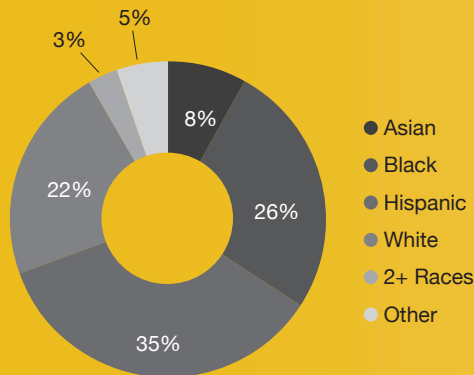
278

case-managed students


100%

of case-managed students qualified for free or reduced-price lunch (FRPL)

Race



Gender



Our Results:*

*case-managed student outcomes



77%
improved attendance



94%
improved academics



97%
were promoted (K-11)




36%
graduated or received GED (grade 12)

DELAWARE

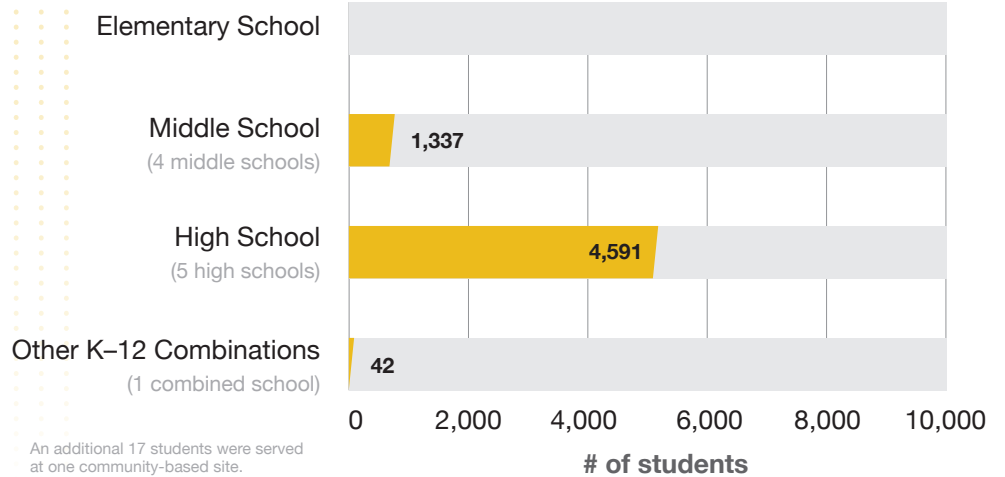
SY 2016 – 2017

Our Reach:



- ★ Affiliate Office
- ★ State Office

Students Served by School Type



5,987

total students served

5,045

students receiving whole-school supports

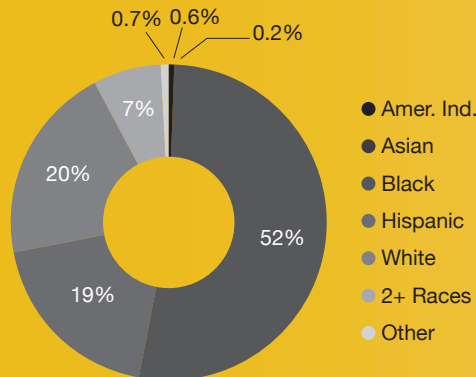
942

case-managed students


100%

of case-managed students qualified for free or reduced-price lunch (FRPL)

Race



Gender



Our Results:*

*case-managed student outcomes



79% improved attendance



77% improved academics



68% were promoted (K-11)

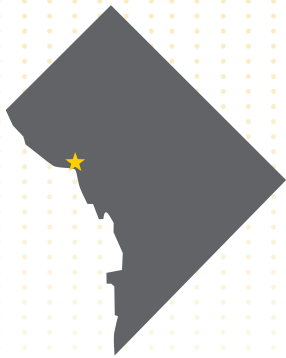


96% graduated or received GED (grade 12)

DISTRICT OF COLUMBIA

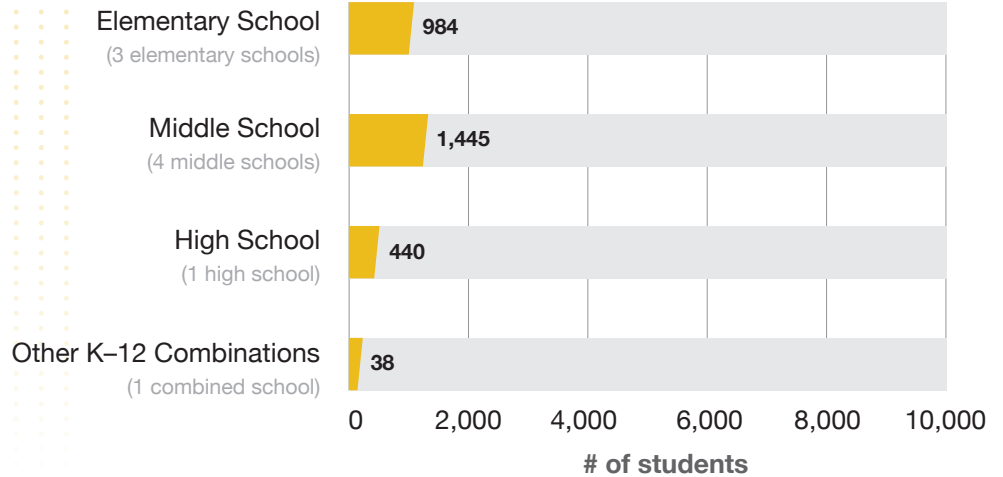
SY 2016 – 2017

Our Reach:



★ Affiliate Office

Students Served by School Type



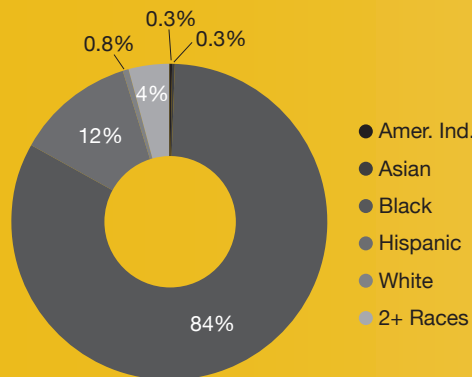
2,907
total students served

2,512
students receiving
whole-school supports


395
case-managed students

100%
of case-managed students
qualified for free or
reduced-price lunch (FRPL)

Race



Gender



Our Results:*

*case-managed student outcomes



82%
improved
attendance



99%
improved
academics



100%
were promoted
(K-11)



100%
graduated or
received GED
(grade 12)

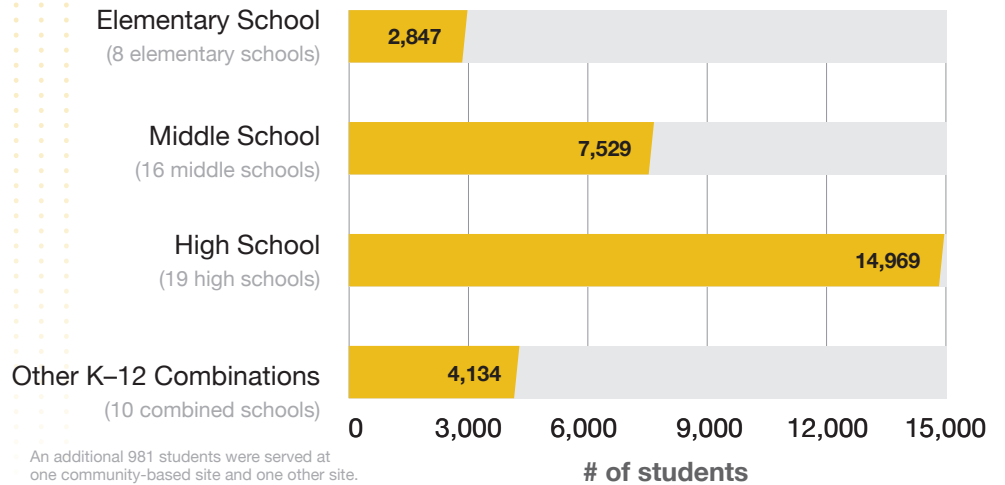
FLORIDA

SY 2016 – 2017

Our Reach:



Students Served by School Type



Our Students:

30,460

total students served

25,749

students receiving whole-school supports

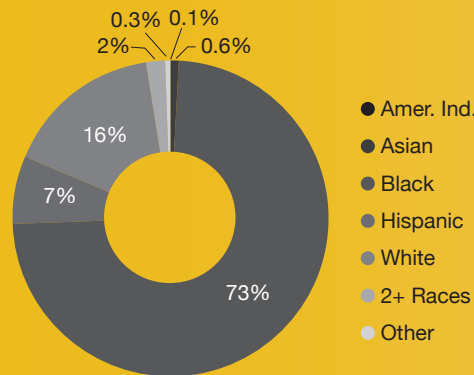
4,711

case-managed students


96%

of case-managed students qualified for free or reduced-price lunch (FRPL)

Race



Gender



Our Results:*

*case-managed student outcomes



92%

improved attendance



96%

improved academics



96%

were promoted (K-11)



96%

graduated or received GED (grade 12)

GEORGIA

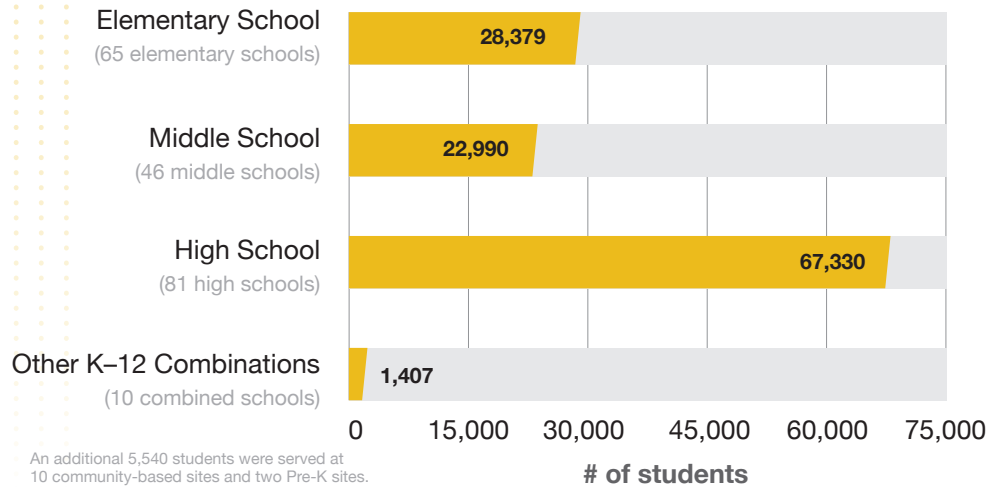
SY 2016 – 2017

Our Reach:



- ★ Affiliate Office
- ★ State Office

Students Served by School Type



Our Students:

125,646

total students served

113,917

students receiving whole-school supports

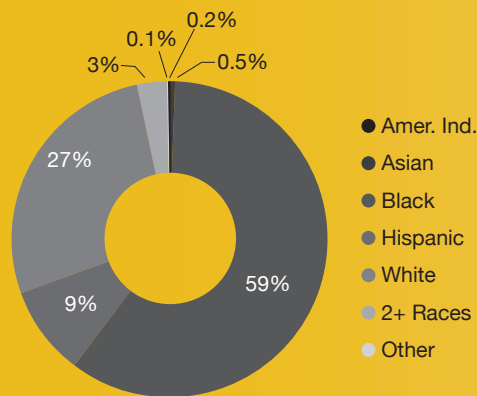
11,729

case-managed students


87%

of case-managed students qualified for free or reduced-price lunch (FRPL)

Race



Gender



Our Results:*

*case-managed student outcomes



70%
improved attendance



79%
improved academics



86%
were promoted (K-11)



91%
graduated or received GED (grade 12)

ILLINOIS

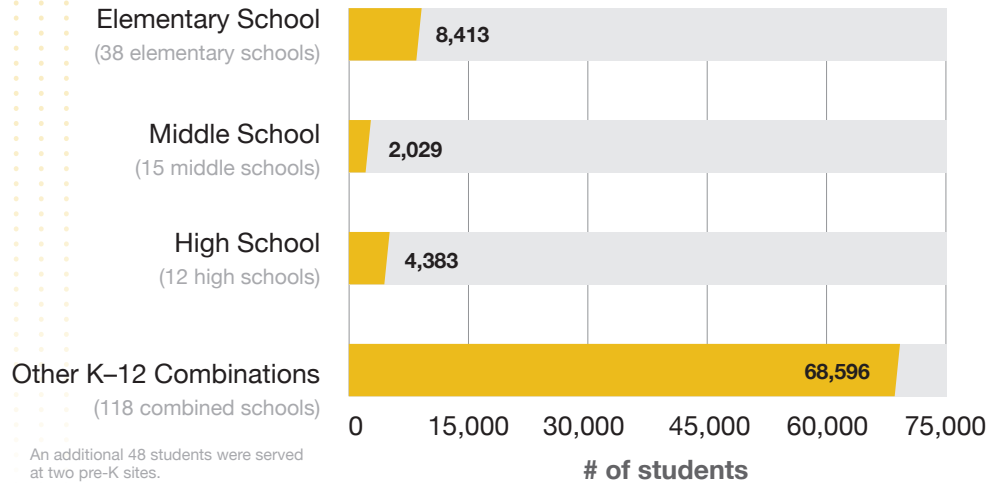
SY 2016 – 2017

Our Reach:



★ Affiliate Office

Students Served by School Type



83,469

total students served

82,771

students receiving whole-school supports

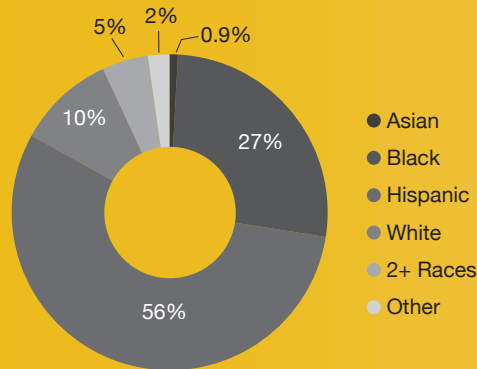
698

case-managed students


100%

of case-managed students qualified for free or reduced-price lunch (FRPL)

Race



Gender



Our Results:*

*case-managed student outcomes



82%
improved attendance



88%
improved academics



99%
were promoted (K-11)



100%
graduated or received GED (grade 12)

INDIANA

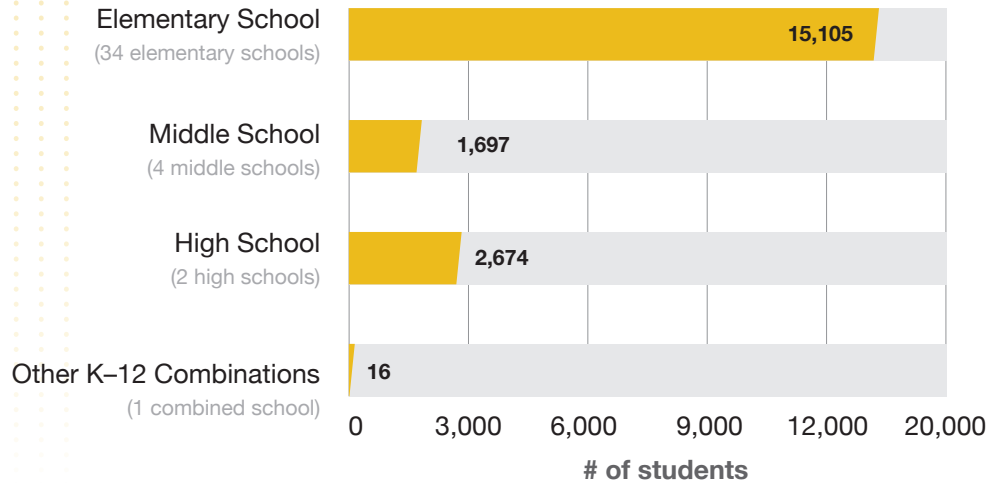
SY 2016 – 2017

Our Reach:



- ★ Affiliate Office
- ★ State Office

Students Served by School Type



Our Students:

19,492

total students served

17,338

students receiving whole-school supports

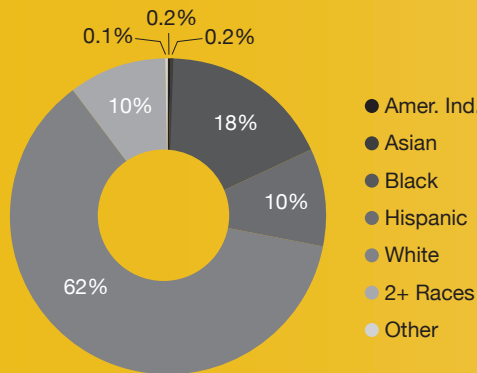
2,154

case-managed students


75%

of case-managed students qualified for free or reduced-price lunch (FRPL)

Race



Gender



Our Results:*

*case-managed student outcomes



75%
improved attendance



82%
improved academics



97%
were promoted (K-11)



41%
graduated or received GED (grade 12)

IOWA

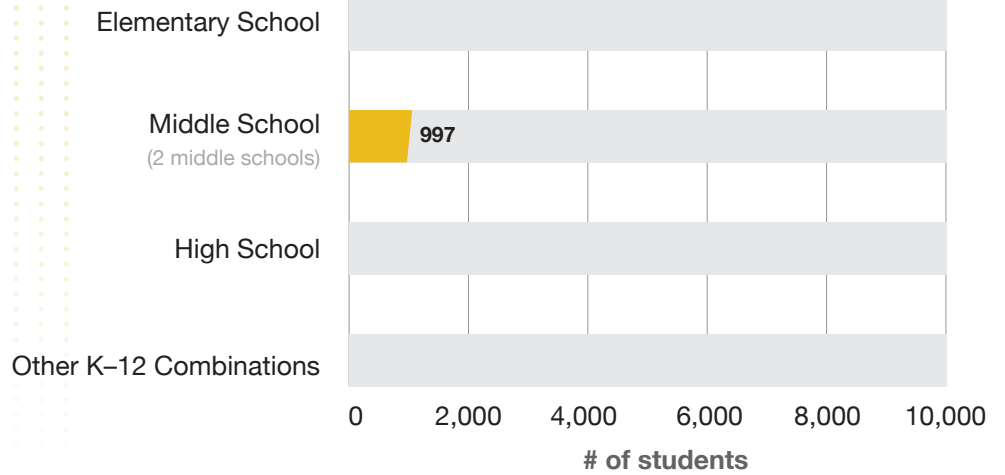
SY 2016 – 2017

Our Reach:



★ CIS of Mid-America Location

Students Served by School Type



Our Students:

997

total students served

880

students receiving whole-school supports

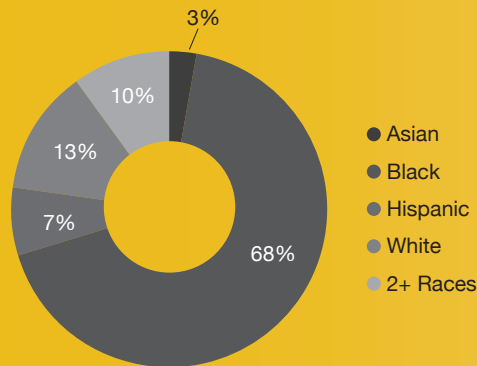
117

case-managed students


100%

of case-managed students qualified for free or reduced-price lunch (FRPL)

Race



Gender



Our Results:*

*case-managed student outcomes



51%
improved attendance



61%
improved academics



99%
were promoted (K-11)

KANSAS

SY 2016 – 2017

Our Reach:



- ★ State Office
- ★ CIS of Mid-America Location

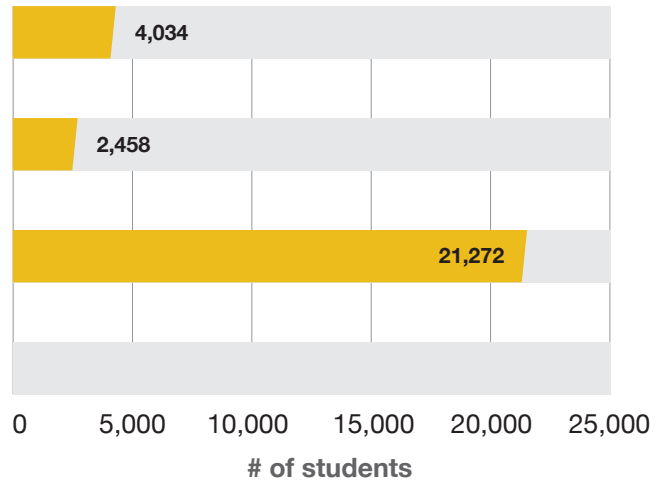
Elementary School
(9 elementary schools)

Middle School
(5 middle schools)

High School
(20 high schools)

Other K-12 Combinations

Students Served by School Type



27,764

total students served

25,494

students receiving whole-school supports

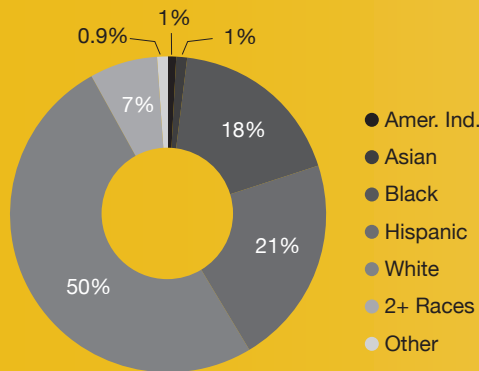
2,270

case-managed students


88%

of case-managed students qualified for free or reduced-price lunch (FRPL)

Race



Gender



Our Results:*

*case-managed student outcomes



80%
improved attendance



78%
improved academics



94%
were promoted (K-11)



92%
graduated or received GED (grade 12)

LOUISIANA

SY 2016 – 2017

Our Reach:



- ★ Affiliate Office
- ★ Licensee

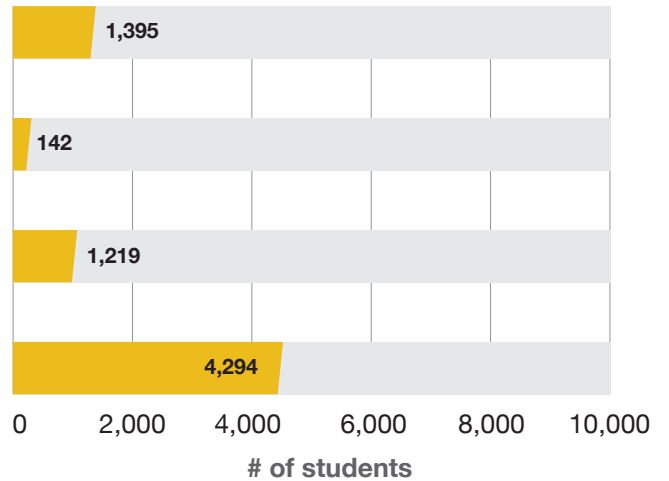
Elementary School
(5 elementary schools)

Middle School
(1 middle school)

High School
(7 high schools)

Other K-12 Combinations
(7 combined schools)

Students Served by School Type



7,238

total students served

5,443

students receiving whole-school supports

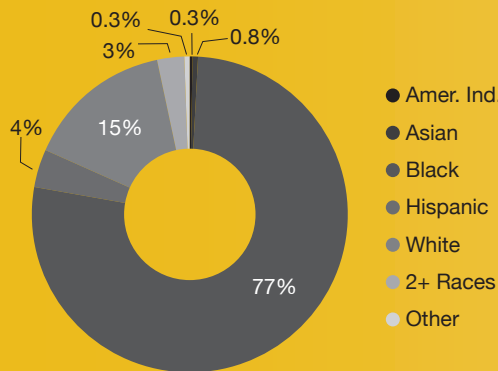
1,795

case-managed students


99%

of case-managed students qualified for free or reduced-price lunch (FRPL)

Race



Gender



Our Results:*

*case-managed student outcomes



82%
improved attendance



87%
improved academics



88%
were promoted (K-11)



72%
graduated or received GED (grade 12)

MICHIGAN

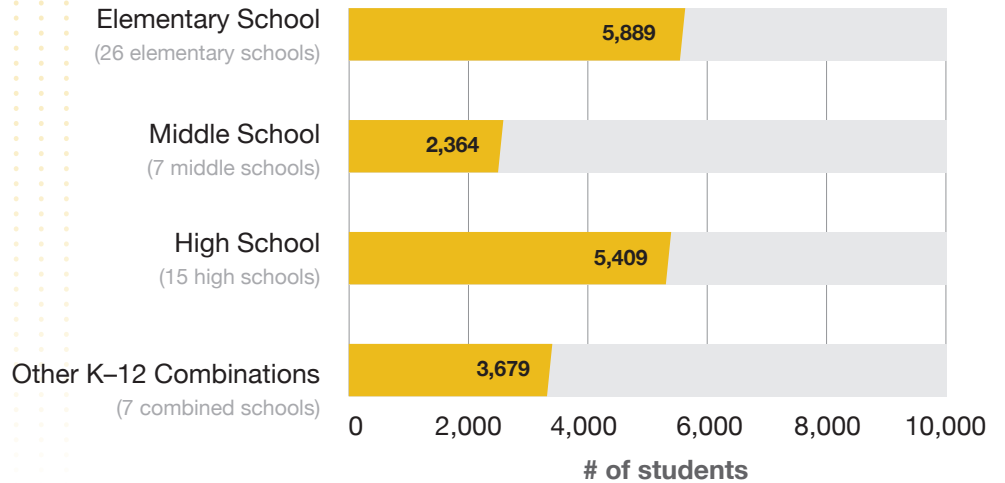
SY 2016 – 2017

Our Reach:



- ★ Affiliate Office
- ★ State Office

Students Served by School Type



Our Students:

17,341

total students served

14,583

students receiving whole-school supports

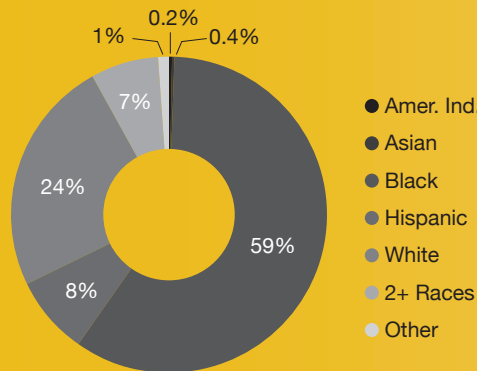
2,758

case-managed students


91%

of case-managed students qualified for free or reduced-price lunch (FRPL)

Race



Gender



Our Results:*

*case-managed student outcomes



82% improved attendance



91% improved academics



96% were promoted (K-11)



96% graduated or received GED (grade 12)

NEBRASKA

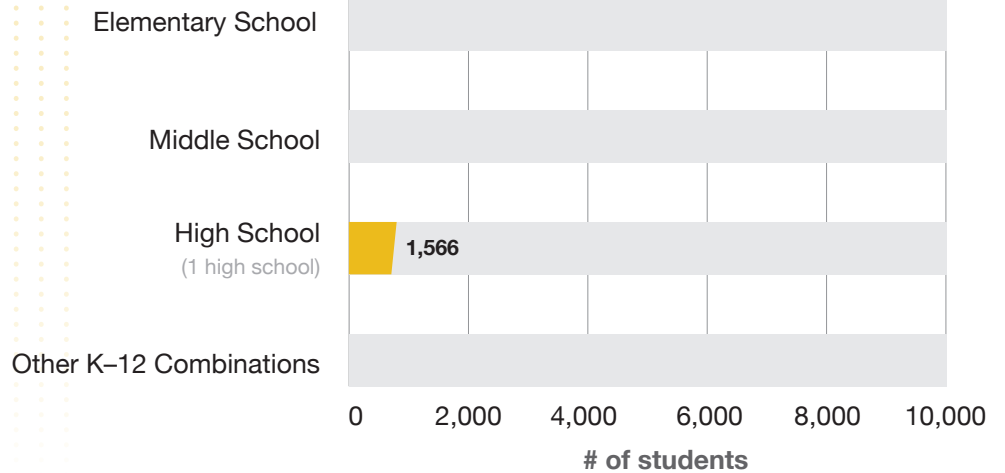
SY 2016 – 2017

Our Reach:



★ CIS of Mid-America Location

Students Served by School Type



1,566

total students served

1,488

students receiving whole-school supports

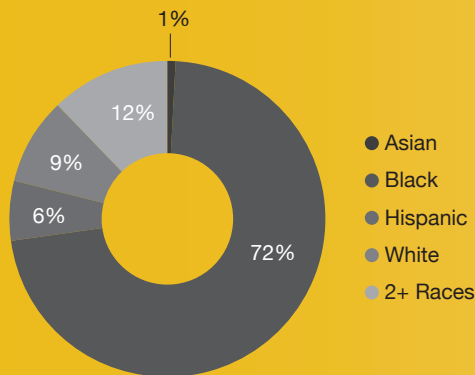
78

case-managed students

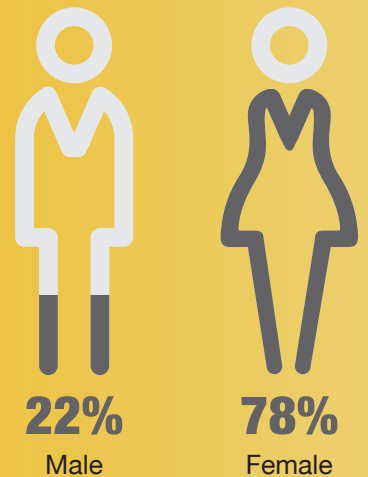
100%

of case-managed students qualified for free or reduced-price lunch (FRPL)

Race



Gender



Our Results:*

*case-managed student outcomes



100%
were promoted
(K-11)




97%
graduated or
received GED
(grade 12)

NEVADA

SY 2016 – 2017

Our Reach:



- ★ Affiliate Office
- ★ State Office

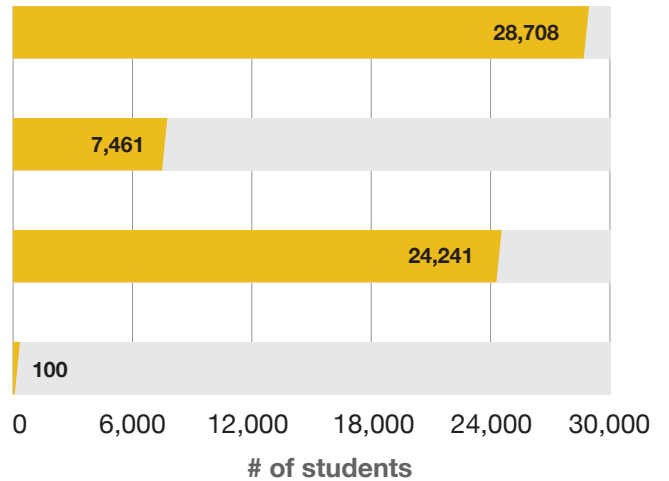
Elementary School
(42 elementary schools)

Middle School
(9 middle schools)

High School
(12 high schools)

Other K-12 Combinations
(3 combined schools)

Students Served by School Type



An additional 393 students were served at four community-based sites.

60,903

total students served

55,456

students receiving whole-school supports

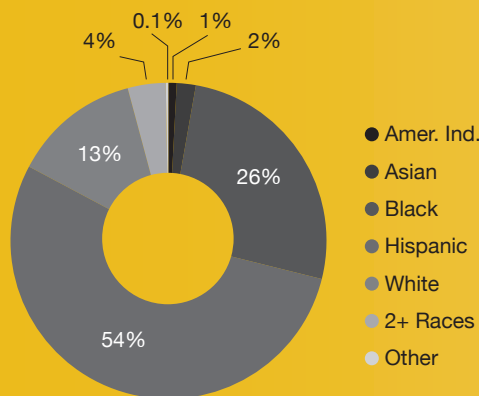
5,447

case-managed students


93%

of case-managed students qualified for free or reduced-price lunch (FRPL)

Race



Gender



Our Results:*

*case-managed student outcomes



75%
improved attendance



85%
improved academics



97%
were promoted (K-11)



88%
graduated or received GED (grade 12)

NEW MEXICO

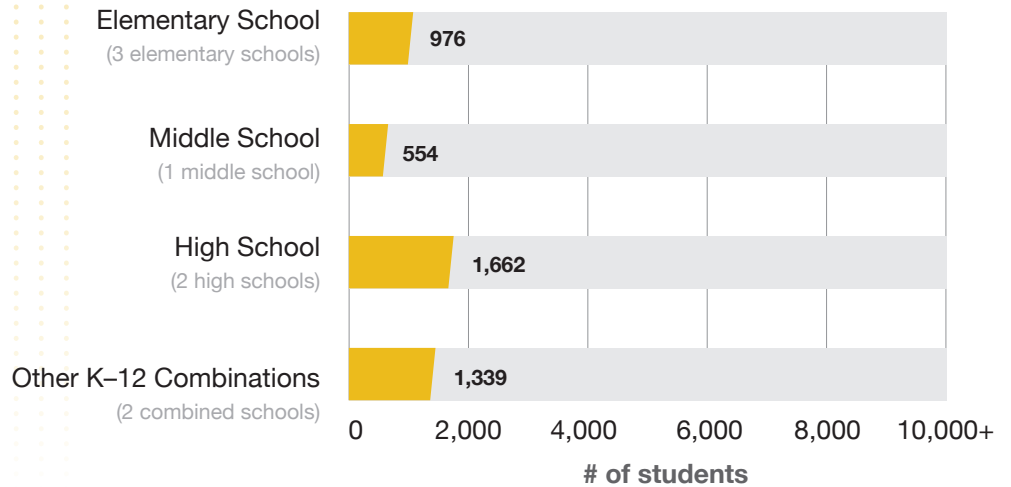
SY 2016 – 2017

Our Reach:



★ Affiliate Office

Students Served by School Type



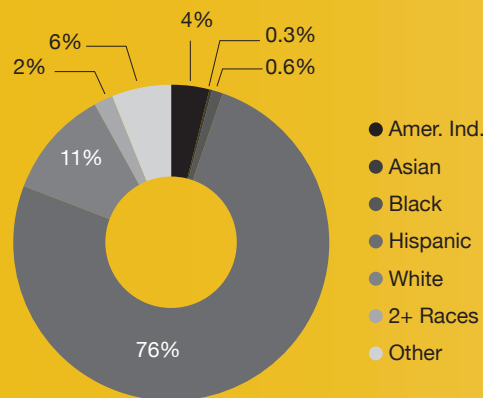
4,531
total students served

4,205
students receiving
whole-school supports


326
case-managed students

95%
of case-managed students
qualified for free or
reduced-price lunch (FRPL)

Race



Gender



Our Results:*

*case-managed student outcomes



76%
improved
attendance



81%
improved
academics



91%
were promoted
(K-11)



78%
graduated or
received GED
(grade 12)

NORTH CAROLINA

SY 2016 – 2017

Our Reach:



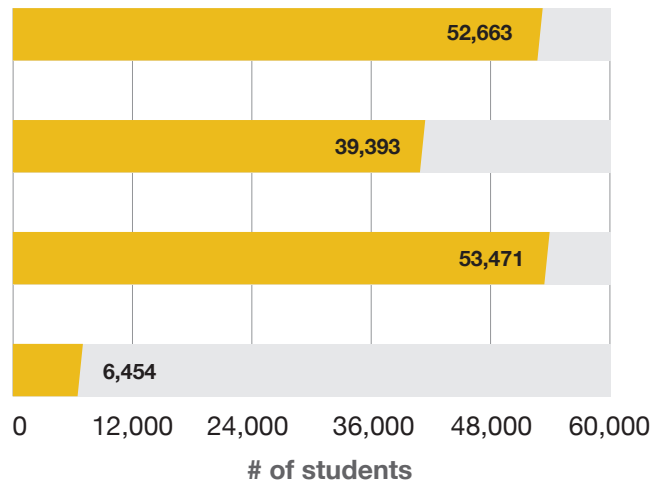
- ★ Affiliate Office
- ★ State Office

Other than the number of students served, data were received for 24 of 25 affiliates.

- Elementary School
(131 elementary schools)
- Middle School
(82 middle schools)
- High School
(69 high schools)
- Other K–12 Combinations
(13 combined schools)

An additional 10,813 students were served at 13 community-based sites.

Students Served by School Type



Our Students:

163,682

total students served

147,081

students receiving whole-school supports

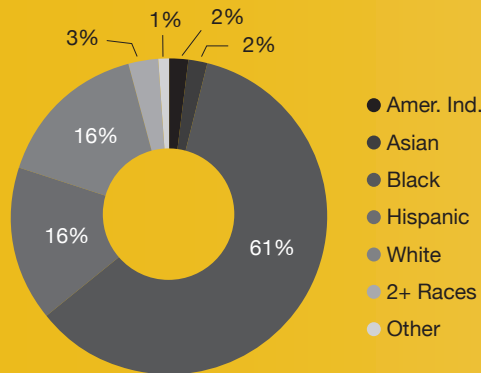
16,601

case-managed students


97%

of case-managed students qualified for free or reduced-price lunch (FRPL)

Race



Gender



Our Results:*

*case-managed student outcomes



87%
improved attendance



90%
improved academics



96%
were promoted (K–11)

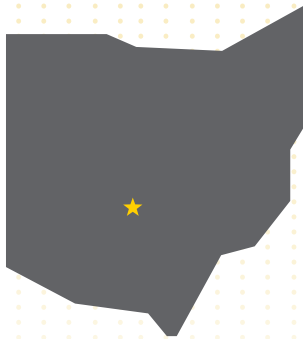


96%
graduated or received GED (grade 12)

OHIO

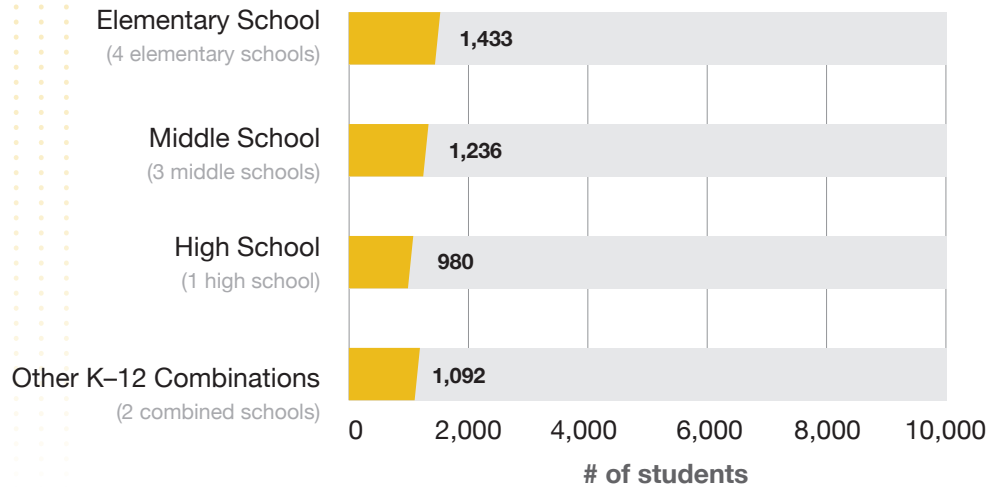
SY 2016 – 2017

Our Reach:



★ Affiliate Office

Students Served by School Type



4,741

total students served

4,099

students receiving whole-school supports

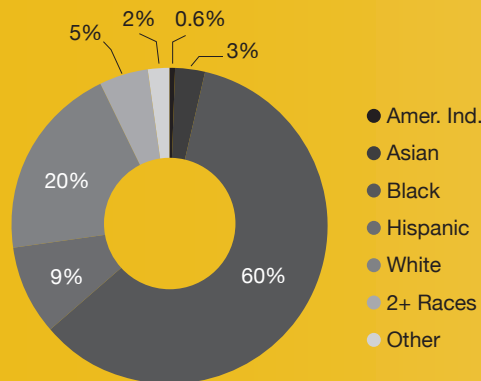
642

case-managed students


97%

of case-managed students qualified for free or reduced-price lunch (FRPL)

Race



Gender



Our Results:*

*case-managed student outcomes



84%
improved attendance



85%
improved academics



93%
were promoted (K-11)



91%
graduated or received GED (grade 12)

OKLAHOMA

SY 2016 – 2017

Our Reach:



★ CIS of Mid-America Location

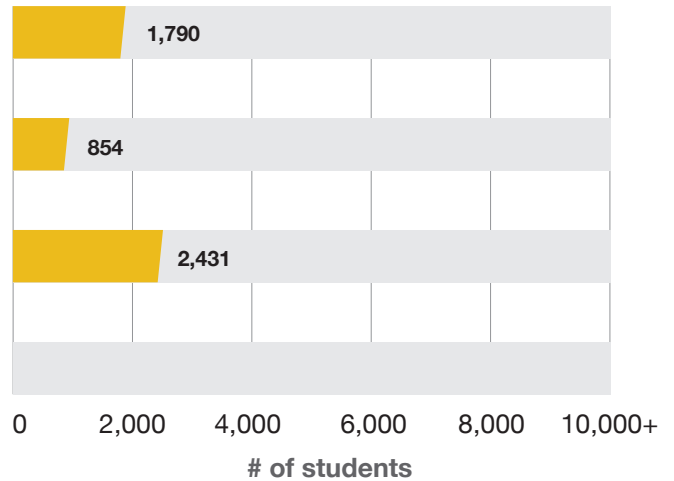
Elementary School
(3 elementary schools)

Middle School
(2 middle schools)

High School
(4 high schools)

Other K-12 Combinations

Students Served by School Type



5,075

total students served

4,507

students receiving whole-school supports

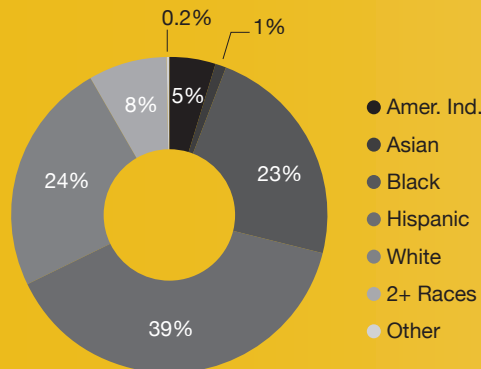
568

case-managed students


100%

of case-managed students qualified for free or reduced-price lunch (FRPL)

Race



Gender



Our Results:*

*case-managed student outcomes



88%
improved attendance



87%
improved academics



92%
were promoted (K-11)



97%
graduated or received GED (grade 12)

PENNSYLVANIA

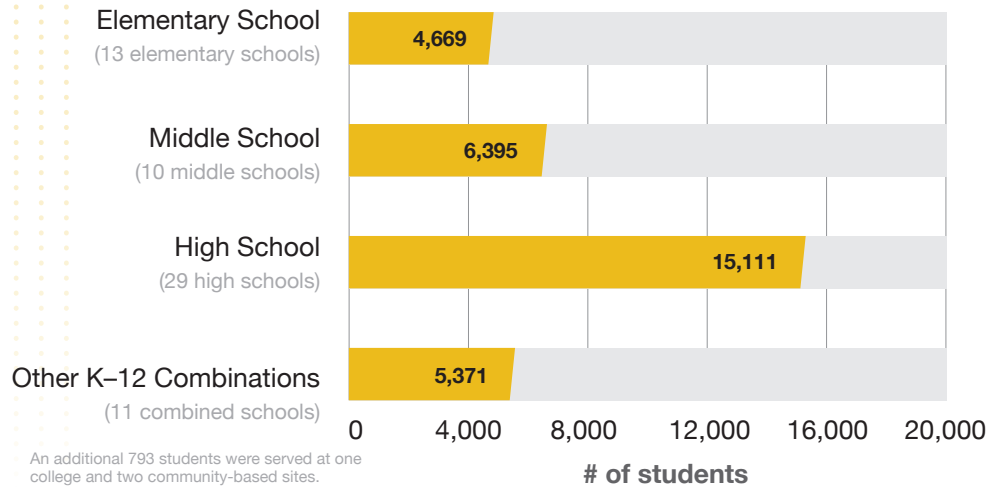
SY 2016 – 2017

Our Reach:



- ★ Affiliate Office
- ★ State Office

Students Served by School Type



32,339

total students served

29,106

students receiving whole-school supports

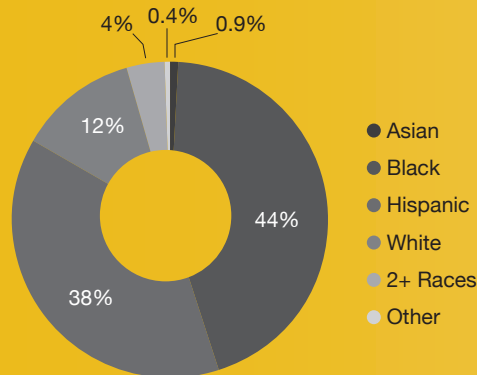
3,233

case-managed students


94%

of case-managed students qualified for free or reduced-price lunch (FRPL)

Race



Gender



Our Results:*

*case-managed student outcomes



74% improved attendance



79% improved academics



79% were promoted (K-11)



90% graduated or received GED (grade 12)

SOUTH CAROLINA

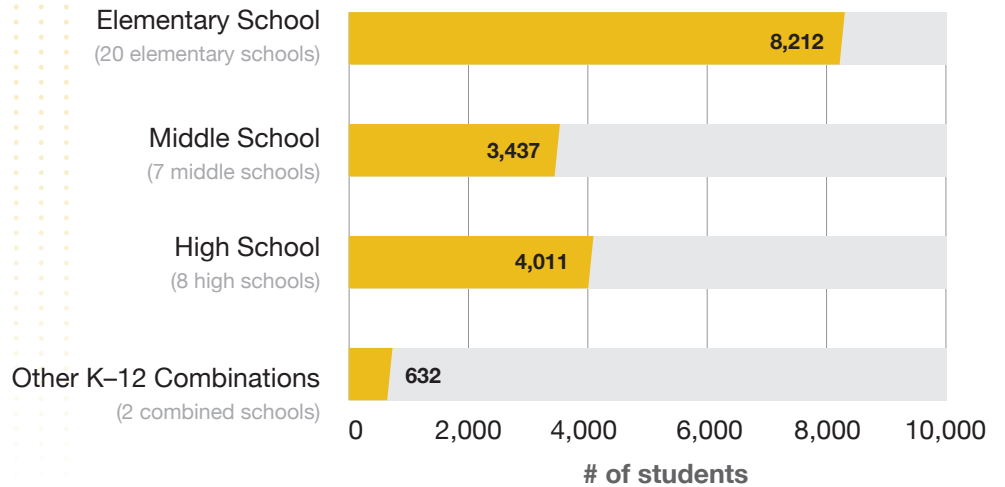
SY 2016 – 2017

Our Reach:



★ Affiliate Office

Students Served by School Type



16,292

total students served

14,842

students receiving whole-school supports

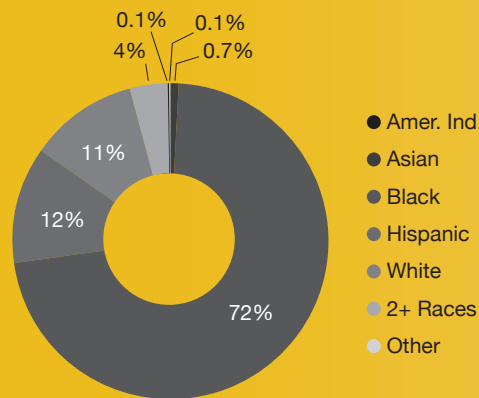
1,450

case-managed students


96%

of case-managed students qualified for free or reduced-price lunch (FRPL)

Race



Gender



Our Results:*

*case-managed student outcomes



86%
improved attendance



94%
improved academics



96%
were promoted (K-11)



98%
graduated or received GED (grade 12)

TENNESSEE

SY 2016 – 2017

Our Reach:



- ★ Affiliate Office
- ★ State Office

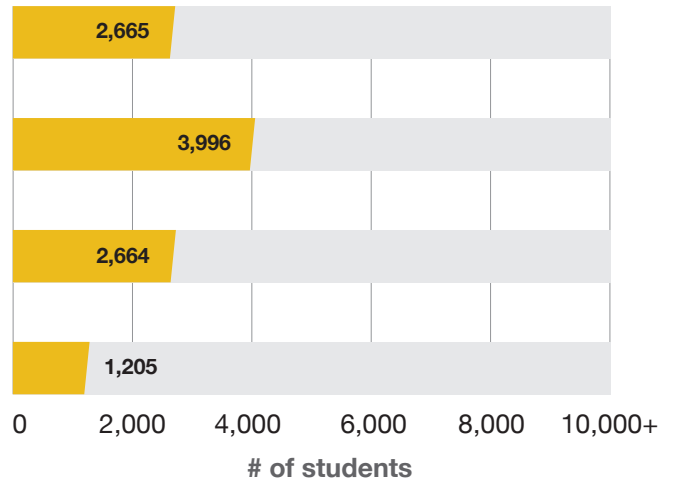
Elementary School
(8 elementary schools)

Middle School
(10 middle schools)

High School
(5 high schools)

Other K-12 Combinations
(3 combined schools)

Students Served by School Type



10,530

total students served

9,463

students receiving whole-school supports

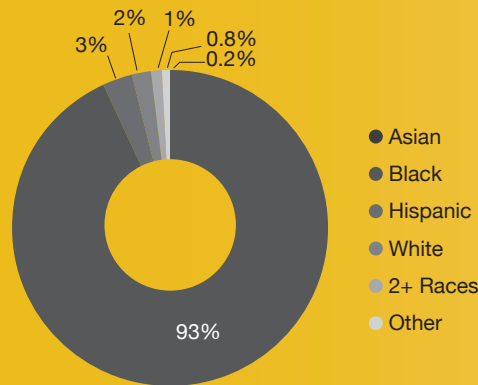
1,067

case-managed students


100%

of case-managed students qualified for free or reduced-price lunch (FRPL)

Race



Gender



Our Results:*

*case-managed student outcomes



83%
improved attendance



93%
improved academics



90%
were promoted (K-11)



91%
graduated or received GED (grade 12)

TEXAS

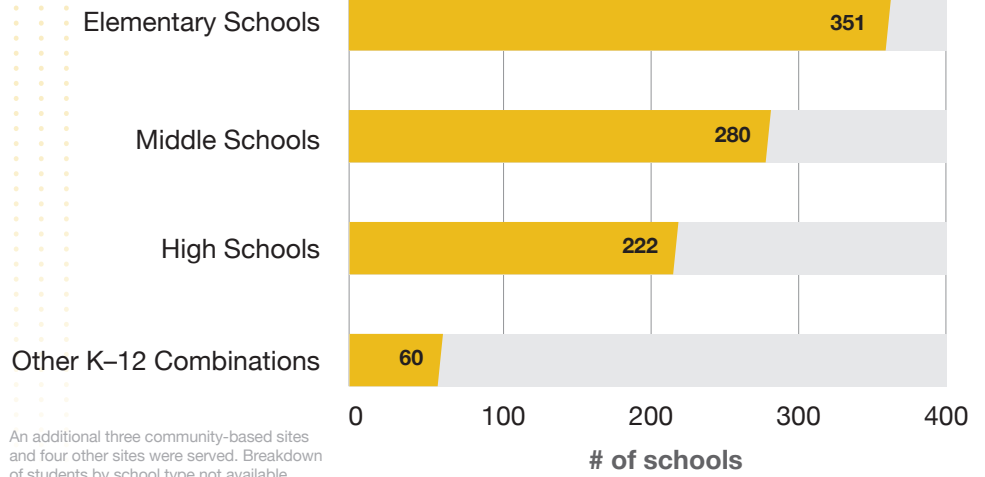
SY 2016 – 2017

Our Reach:



★ Affiliate Office

Schools Served by Type



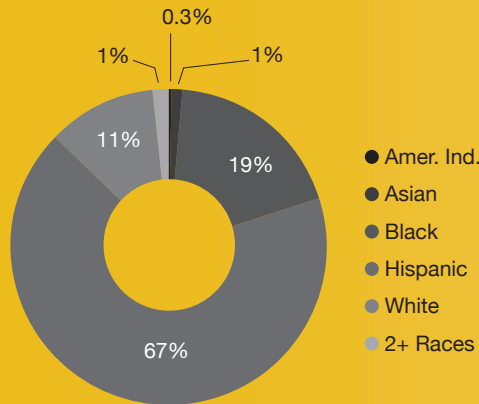
802,192
total students served

717,064
students receiving whole-school supports


85,128
case-managed students

90%
of case-managed students qualified for free or reduced-price lunch (FRPL)

Race



Gender



Our Results:*

*case-managed student outcomes



76%
improved attendance



90%
improved academics



94%
were promoted (K-11)



95%
graduated or received GED (grade 12)

VIRGINIA

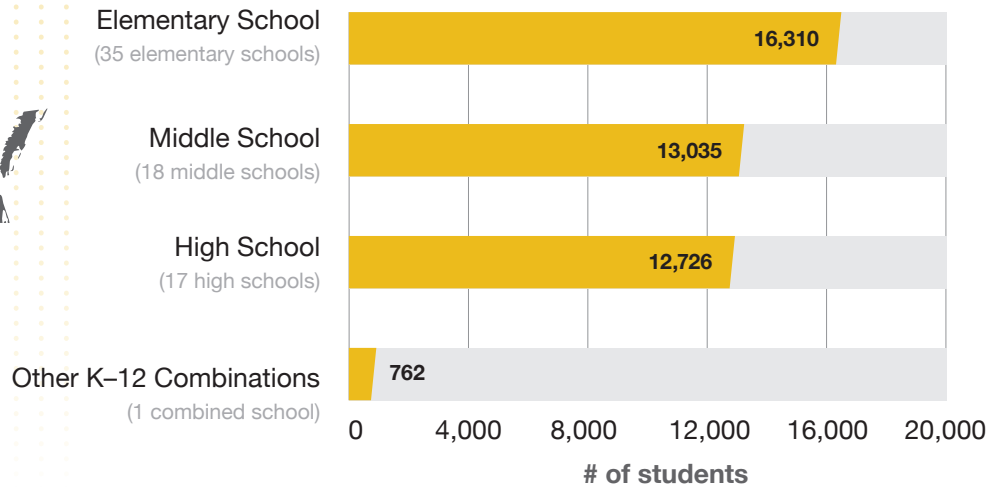
SY 2016 – 2017

Our Reach:



- ★ Affiliate Office
- ★ State Office

Students Served by School Type



42,833

total students served

38,390

students receiving whole-school supports

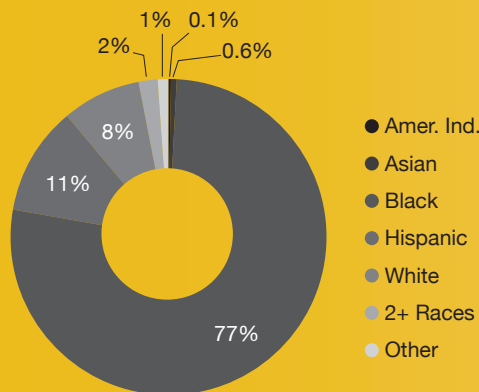
4,443

case-managed students


97%

of case-managed students qualified for free or reduced-price lunch (FRPL)

Race



Gender



Our Results:*

*case-managed student outcomes



56%
improved attendance



76%
improved academics



91%
were promoted (K-11)



90%
graduated or received GED (grade 12)

WASHINGTON

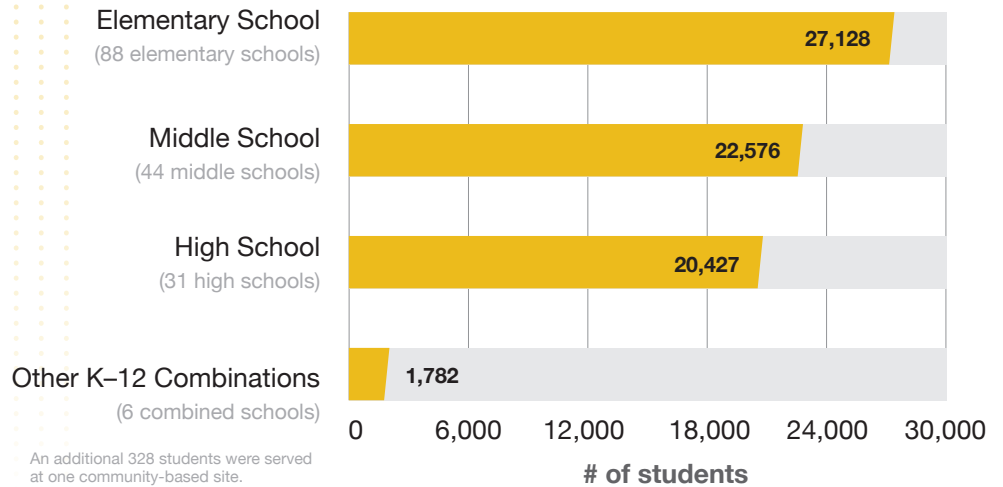
SY 2016 – 2017

Our Reach:



- ★ Affiliate Office
- ★ State Office

Students Served by School Type



72,241

total students served

67,137

students receiving whole-school supports

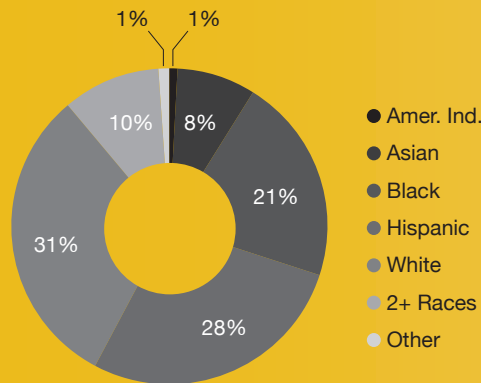
5,104

case-managed students


92%

of case-managed students qualified for free or reduced-price lunch (FRPL)

Race



Gender



Our Results:*

*case-managed student outcomes



83%
improved attendance



86%
improved academics



97%
were promoted (K-11)

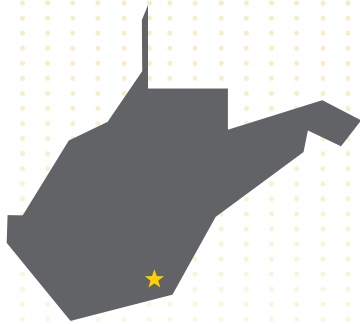


78%
graduated or received GED (grade 12)

WEST VIRGINIA

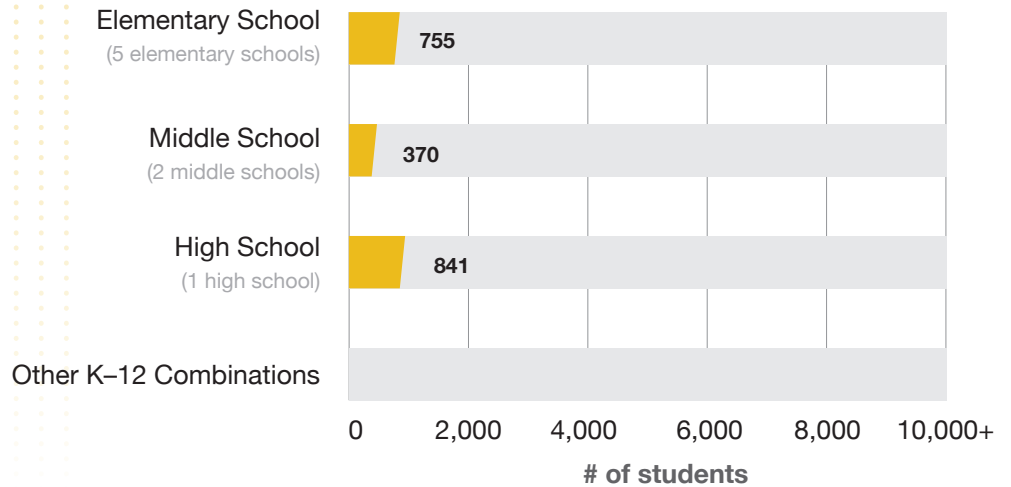
SY 2016 – 2017

Our Reach:



★ Affiliate Office

Students Served by School Type



1,966

total students served

1,624

students receiving whole-school supports

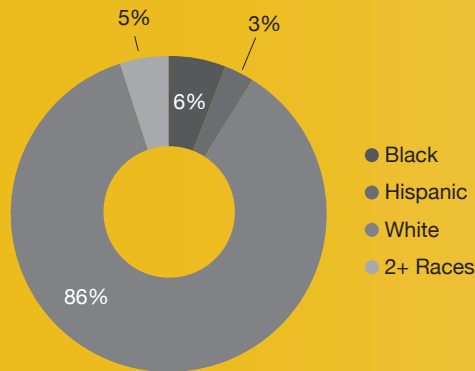
342

case-managed students


100%

of case-managed students qualified for free or reduced-price lunch (FRPL)

Race



Gender



Our Results:*

*case-managed student outcomes



85%
improved attendance



84%
improved academics



87%
were promoted (K-11)



100%
graduated or received GED (grade 12)